

# MODUS 5 cap

colors: structure  
black stainless steel



colors: lateral  
beige wood (others on request)



## MODUS 5 cap

MaSemi-professional coffee machine with programmable doses that uses capsules.

### Technical Features

- Sliding-door hydraulic capsule brewing group with automatic ejection of the exhausted capsule
- Modulare machine available with coffee (C), hot water (A), steam (V) and water+steam (S)
- Dedicated thermoblock for each module (2 for module S)
- Vibration pump (1 for each module 2 for module S)
- Temperature setting for each group with 7 temperature levels
- Programmable Stand-by (4 levels)
- Timed dose control
- Programmable pre-infusion
- 1 steam wand
- 1 hot water tube
- Keyboard with 3 push-buttons for each group
- Stainless steel and painted sheet metal bodywork
- Capsules container for 36 pieces (Espresso Point)
- Cup warmer

### Available Versions

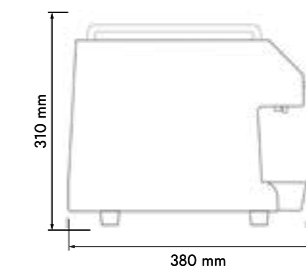
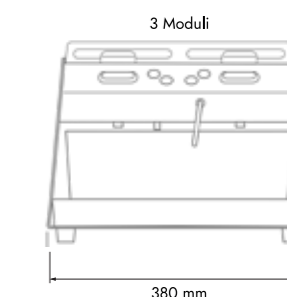
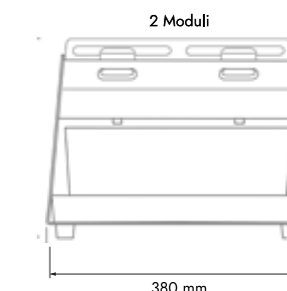
- Automatic 2 modules (CC)
- Automatic 3 modules (CAC, CVC and CSC)

### Optionals

- Direct water net connection
- Inside water filter
- Decounting system

### Dispensing groups capsules available

- Lavazza Espresso Point/FAP
- Lavazza A Modo Mio/Firma
- Lavazza Blu
- Nespresso
- Caffitaly



Groups	Model	Control	Electric Heater	Voltage	Boiler	Tank	Weight
2	MODUS 5 cap	A	1.100-2.200 W	120 V 220-240 V	2 Termoblocchi	2 L	14 Kg
3	MODUS 5 cap	A	1.100-5.000 W	120 V 220-240 V	3-4 Termoblocchi	3 L	16 Kg

