

## LEVA PID

**COLORS:** Total black (matt) with Walnut wood finishes -  
Stainless steel bodywork

Professional espresso coffee machine with lever groups extracts the coffee mechanically under a pressure of 12 bars in the groups.



### TECHNICAL FEATURES

- Double scale manometer pressure gauge controlling boiler and network
- The arrangement for inserting the pumping element
- Lever steam taps
- Water level control
- PID Thermal control system
- COLD TOUCH Steam lance

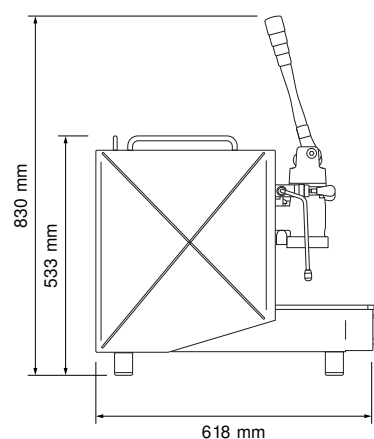
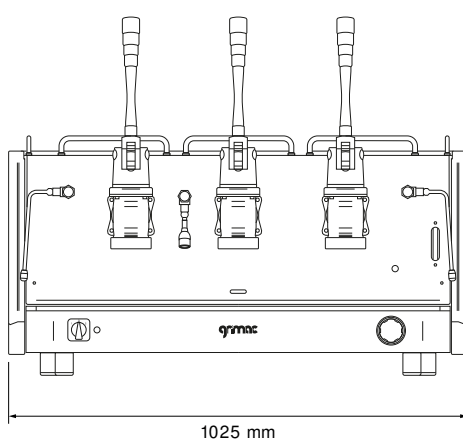
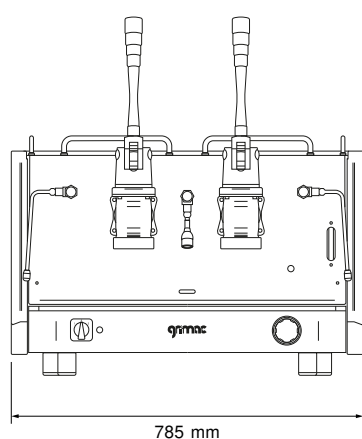
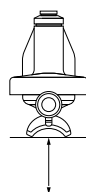
- AVAILABLE VERSIONS**  
MANUAL 2GR AND 3GR

- OPTIONALS**  
EXTERNAL PUMP MOTOR  
CUP WARMER



### GROUPS HEIGHT

65 mm



Groups	Model	Control	Electric Heater	Voltage	Boiler	Weight
2	LEVA	LV	4000 W	220-240V / 380-415V	12 L	86 kg
3	LEVA	LV	4500 W	220-240V / 380-415V	20 L	106 kg