

GR3 G11 TALL

COLORS: Black | White

GR3 CLASS

TECHNICAL FEATURES

- Available in automatic version (A), with volumetric dosing
- SMART groups
- Double scale pressure gauge
- Safety heating element thermostat
- Water level control
- Boiler draining tap
- 2 Steam wand
- 1 Hot water wand
- Adjustable pre-infusion
- Cleaning cycle function
- Built-in motor pump

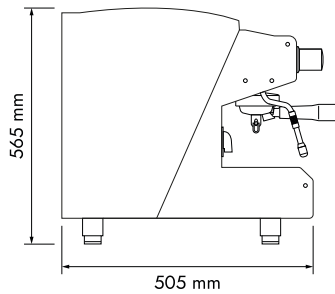
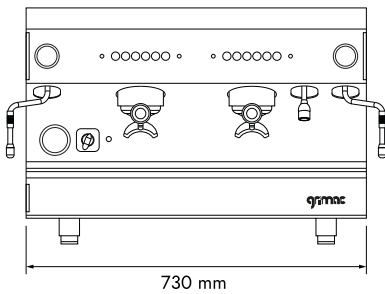


AVAILABLE VERSIONS

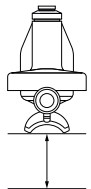
AUTOMATIC 2GR

OPTIONALS

COFFEE DISPENSING COUNTER
CUP WARMER



GROUPS HEIGHT
140 mm



Groups	Model	Control	Electric Heater	Voltage	Boiler	Weight
2	GR3 G11 TALL	A	3500 W	220 - 240V 380 - 415V	12,5 L	59 kg

PACKAGING (LxPxH) cm

GR3 G11 TALL 2GR: MAX 3 COFFEE MACHINES/PALLET 91x75x205 cm